

# Jimmy BY

GMC







## Jimmy... 4-Wheelin' Adventure

Available ZY5 paint combination.

Pack your gear and point Jimmy toward off-the-road adventure. Four-wheelin' — touring or trailering Jimmy offers dependable performance.

The 2-wheel-drive model is available with a GVWR of 6,050 lbs., and the 4-wheel-drive Jimmy is rated at 6,200 lbs. GVWR. The Jimmy is not only rugged enough to handle the back roads and trails, it's comfortable, too, and can handle up to five passengers with available seating.

Jimmy comes standard with the removable fiberglass reinforced plastic rear roof section or available easy-on and -off convertible top with roll up sides. Either way, there's an assorted selection of available interior colors, fabrics and trims to go with Jimmy's 15 exterior colors.

For '79 we have made some changes you'll like, such as a new front-end appearance with new integral head-parking lamp bezels and new lower grille outline molding of bright metal plus a new paint treatment for the grille itself, new hood aerodynamic contour to improve airflow for better economy, new concealed fuel filler door and new interior and exterior colors. And there is more. Read on and see why Jimmy may be your selection for '79!

### ANTI-CORROSION PROTECTION

To help keep Jimmy looking good, zinc-rich precoated metal is used for such areas as side door outer panels, front door opening frames, convertible model tailgate assembly, windshield frame and plenum panel assembly, front door vent




Ask your GMC dealer about available trailering equipment.

pane assemblies, tool stowage retainer and lower radiator grille panel. For 1979, the usage of these metals is extended to side door hinges and inner panels, front fender outer panels, standard tailgate and radiator grille upper panel. Then protective coatings are used for certain inner surfaces like front rocker panels, front fender and hood inner panels, at the front outer surfaces of the radiator support, and lower rear quarter panels. For added corrosion protection, after all metal parts are cleaned and dried, the entire Jimmy body, doors and tailgate are immersed in an electrically charged prime paint emulsion, drawing paint into every nook and crevice to help prevent corrosion. Then sealing compounds are used to help protect joints vulnerable to gathering moisture. After, a long-lasting coat of acrylic enamel is applied. Then in certain inner areas an aluminum wax preservative is applied for added protection.



Many vehicles in this catalog are shown with available factory-installed options, dealer accessories and special equipment from various independent suppliers.



## Jimmy is Tough

When you're 4-wheelin' over remote or rough terrain, you need a vehicle that you can trust. That's why Jimmy 4 x 4 chassis includes such standard and available features as: ① tough side rails and cross members; ② drop center frame for low body mounting — provides an entry height under 22 inches while maintaining a 7-inch ground clearance; ③ tough transfer case with standard PTO opening; ④ long, wide, energy-absorbing front leaf and two-stage rear leaf springs for steady, firm support; ⑤ standard 25-mm front and rear shock absorbers. Rear shocks staggered to help control the effect of brake thrust and power hop; ⑥ brake system computer matched to GVW ratings — front disc brakes with wear sensor and finned rear brake drums for efficient cooling; ⑦ exhaust system compression hangers compensate for expansion and movement; ⑧ standard 25-gallon fuel tank (31-gallon fuel tank is available); ⑨ exposed sections of brake lines jacketed with steel wire for protection from road debris; ⑩ standard 3-speed manual transmission (4-speed manual or automatic transmission is available); ⑪ standard locking steering column; ⑫ energy-absorbing steering column has cushioning effect in case of front end impact; ⑬ vibration-absorbing, preloaded engine mounts; ⑭ standard heavy-duty, 1.25-inch-diameter front stabilizer bar; ⑮ power steer-

ing is standard; ⑯ available air conditioning includes extra-capacity engine cooling; ⑰ available heavy-duty, 55- or 63-amp Delcotron generator; ⑱ double-walled steel construction on windshield pillars, cab roof, doors, front cowl, rear side panels, hood, front fenders and tailgate for a quiet ride.

### CONVENTIONAL 4-WHEEL DRIVE

A conventional 4-wheel drive is standard on 4-wheel drive GMC Jimmys when equipped with standard 3- or available 4-speed manual transmission. The 2-speed transfer case allows operation in either 2- or 4-wheel drive and includes a standard power takeoff opening and freewheeling front hubs.

### FULL-TIME 4-WHEEL DRIVE

Full-Time 4-wheel drive is standard with the available automatic transmission on K models. The interaxle differential in the transfer case permits the gear box to remain in the 4-wheel drive mode at all times. It also compensates for variations in speed between the front and rear axles and delivers good traction for off-road operations and on-highway speeds.

For off-road operation requiring extra traction, both axles can be rigidly locked together (bypassing the differential) by moving the transfer case shift lever to the "High Loc" (1:1 gear ratio) or "Low Loc" (2:1 reduction) position.

All Full-Time 4-wheel-drive controls are available to the driver from inside the cab. There is no need to shift into or out of 4-wheel drive or to get out to lock or unlock front freewheeling hubs.

**A word about this catalog:** We have tried to make this catalog as comprehensive and factual as possible. And we hope you find it helpful. However, since the time of printing, some of the information you'll find here may have been updated. Your dealer has details and, before ordering, you should ask him to bring you up to date.



## QUALITY ENGINES

The 4.1 Litre (250 CID) In-Line Six, the standard engine for both the 2-wheel and 4-wheel-drive Jimmy models (not available in California), features a new staged 2-bbl. carburetor, new cylinder head with improved porting and a new dual takedown exhaust manifold for improved performance.

The lineup of V8s includes the available 5.0 Litre (305 CID) V8. Not available in California.

The 5.7 Litre (350 CID) V8, 4-bbl., with its added horsepower and torque, is well suited for big loads, tough 4-wheel climbing and trailering. It is available on all 2- and 4-wheel drive Jimmys. Also available for 4-wheel drive models is the 6.6 Litre (400 CID) V8, 4-bbl. engine.

The GMC Trucks shown in this catalog are equipped with GM-built engines produced by various divisions. Please refer to the engine chart included in this catalog or see your dealer for complete details about engine sources and availability.



### JIMMY ENGINES FOR ALL STATES EXCEPT CALIFORNIA

DISPLACEMENT - LITRE (CU. IN.)	4.1 LITRE (250) L6	5.0 LITRE (305) V8	5.7 LITRE (350) V8	6.6 LITRE (400) V8
Engine Ordering Code	LE3	LG9	LS9	LF4
Bore & Stroke (in.)	3.9 x 3.5	3.74 x 3.48	4.0 x 3.5	4.1 x 3.8
Compression Ratio	8.3 to 1	8.4 to 1	8.2 to 1	8.2 to 1
SAE Net Horsepower @ RPM	130 @ 4000	140 @ 4000	165 @ 3600	185 @ 3600
SAE Net Torque (Lbs./Ft.) @ RPM	210 @ 2000	240 @ 2000	270 @ 2000	300 @ 2400

### JIMMY ENGINES FOR CALIFORNIA

DISPLACEMENT - LITRE (CU. IN.)	5.7 LITRE (350) V8	6.6 LITRE (400) V8
Engine Ordering Code	LS9	LF4
Bore & Stroke (in.)	4.0 x 3.5	4.1 x 3.8
Compression Ratio	8.2 to 1	8.2 to 1
SAE Net Horsepower @ RPM	155 @ 3600	170 @ 3600
SAE Net Torque (Lbs./Ft.) @ RPM	260 @ 2000	305 @ 1600

Engine exterior details may vary according to application.



**ELECTRONIC HIGH ENERGY IGNITION SYSTEM** eliminates the breaker points and ignition condenser of conventional-type ignition systems while delivering up to 35,000 volts to each spark plug. This high voltage helps to ignite marginal fuel-air mixtures . . . helps cold weather starting.

The standard **DELCO FREEDOM BATTERY**, with its maintenance-free design, never needs refilling. The completely sealed energy supply is enclosed in a lightweight case with a built-in state-of-charge indicator. Side-mounted battery terminals help reduce corrosion at the terminals.


## Jimmy's Available Accessories Let You Add Your Own Touch




A WIDE ASSORTMENT OF QUALITY TONE RADIO EQUIPMENT for 1979 includes factory-installed AM or AM/FM radios and dealer-installed AM/FM stereo, AM or AM/FM 8-track stereo, AM/FM stereo with digital clock and AM/FM stereo with combination CB transceiver. Windshield antenna included when AM or AM/FM radio is specified.



**SPECIAL WHEELS AND WHEEL TRIM** include the PA6, white painted wheel, shown here with spoke-type styling, a bright center hub and bright lug nuts.



**ALL-WEATHER AIR CONDITIONING** is a dash-integrated system with closeable directional vents that add to driver and passenger comfort.




**SLIDING REAR WINDOWS** with air deflectors are a factory-installed option. Also available is a dealer-installed **LUGGAGE RACK** for added carrying capacity. Still another space saver is a rear-mounted **SWING-OUT SPARE TIRE CARRIER** (not shown) which adds room behind the rear passenger seat. A **REAR AIR DEFLECTOR** helps reduce dust buildup on the tailgate window.



### REAR POWER WINDOW

Rear power tailgate window is available. Front door power windows and door locks also are available.



### TRAILER HITCH

Available as factory- or dealer-installed equipment is a deadweight trailer hitch or weight-distributing trailer hitch platform.





High Sierra interior with center console and available rear seat.

## Inside Jimmy

There's a lot of luxury in Jimmy's interior for '79. There are new colors, seat trims, a wider vent post for better anti-theft protection and more. Let's take a closer look.


### STANDARD SIERRA INTERIOR

The high-back front bucket seats with combination lap and shoulder belts and available rear bench seat come in a choice of Blue or Camel Tan houndstooth pattern vinyl. Sierra trim also includes a padded instrument panel with bright-trimmed applique and nameplate. Full floor covering is black embossed rubber. Door trim panels are color-keyed plastic with right-hand and left-hand padded integral armrests. Hardtop models have two dome lamps with door-activated switches. Custom vinyl seat trim in Blue or

Camel Tan is available; includes color-keyed carpeting for the front compartment and color-keyed plastic console between the front seats. (Matching floor covering is included for the rear compartment when the optional rear bench seat is ordered).

### AVAILABLE HIGH SIERRA INTERIOR

Includes all the standard Sierra features plus such additions or substitutions as custom vinyl seat trim in Blue, Carmine or Camel Tan or custom cloth seat trim in Carmine or Camel Tan. Included are bright trim and color-keyed carpeting for the front compartment and color-keyed plastic console between the front seats. (Matching floor covering is included for the rear compartment when the optional rear bench seat is ordered.) New for '79



is the inclusion of a custom steering wheel plus available two-tone interiors in a choice of Blue, Carmine or Camel Tan in combination with Mystic custom vinyl or cloth seat trim, door trim panels and sunshades.

### INSTRUMENT CLUSTER




High Sierra instrument cluster has bright finish with black trim and substitutes voltmeter, engine temperature and oil pressure gages for warning lights. This interior also includes special front door trim and rear sidewall trim panels with ashtrays.



Big cargo area is accessible from fold-down tailgate.


The lowered floor in front of the available rear seat gives rear seat passengers impressive legroom. The rear seat swiftly folds up and out of the way to provide 89.6 cu. ft. of unobstructed cargo area, or it can be removed entirely to tote even more gear.






### HARDTOP OR SOFT TOP


Jimmy's standard fiberglass reinforced plastic rear roof section is available in Black or White, depending upon exterior color selected. It is designed for quick removal. Available fast-folding convertible top roof comes in White only. It can be folded up and secured safari-style, or the top can be completely folded down for an open-air ride.




Solid Paint with Black Hardtop



Special (ZY3) Two-tone Paint with White Soft Top




Exterior Decor Package (ZY5) with White Hardtop



Available (YG2) Simulated Wood-Grain Trim with White Hardtop

Vehicles shown illustrate standard or available factory-installed equipment unless noted as dealer-installed accessories. Items referred to as options or available are at extra cost. Different model applications of the components that are listed in accompanying tables as well as other items of the factory-installed equipment may be ordered through your GMC dealer.

GMC Truck & Coach Division reserves the right to make changes at any time without notice in prices, colors, materials, equipment, specifications and models and also to discontinue models. Data shown is basic information for the prospective buyer effective at time of issuance of this pamphlet. Dealer will provide complete up-to-date information on available equipment, specifications, etc. not shown here.



**GMC TRUCK & COACH**  
GENERAL MOTORS CORPORATION  
Pontiac, Michigan 48053

SERIES		C-1500		K-1500	
GVW Rating		6,050		6,200	
Front Suspension, Cap., Lbs.		Independent Coil Springs 3,250		Hypoid Driving Axle and Leaf Springs 3,600	
Springs, Front, Rated at Ground, Ea., Lbs.		Std. 1,625		1,650	
		Avail.		2,250	
Shock Absorbers		Std. 25 mm Diameter		25 mm Diameter	
		Avail. 32 mm Diameter		32 mm Diameter**	
Stabilizer Bar		Std. —		1.25-Inch Diameter	
		Avail. 1.06-inch Diameter		—	
Rear Suspension Axle, Rear, Cap., Lbs.		Semifloating, Two-Stage Multileaf 3,750			
Axle, Ratio		STD.	AVAIL.	STD.	AVAIL.
4.1 Litre (250 CID) L6*		3.40	3.73	4.11	3.40
5.0 Litre (305 CID) V8 2-bbl.*		3.07	3.40, 3.73	3.40	2.76†, 3.07, 3.73
5.7 Litre (350 CID) V8 4-bbl.		3.07	3.40, 3.73	3.07	2.76†, 3.40, 3.73
6.6 Litre (400 CID) V8 4-bbl.		—	—	3.07	2.76†, 3.40, 3.73
Springs, Rear Cap. Ea., Lbs.		1,700		1,700	
Brakes, Service		Vacuum/Power (Front - Disc) (Rear - Drum)			
Clutch, Dia., In.		11		11	
With 4.1 Litre (250 CID) L6, 5.0 Litre (305 CID) V8		12		12	
With 5.7 Litre (350 CID) V8, 6.6 Litre (400 CID) V8					
Engine Type		Std. 4.1 Litre (250 CID) L6*		4.1 Litre (250 CID) L6*	
		Avail. 5.0 Litre (305 CID) V8 2-bbl.* 5.7 Litre (350 CID) V8 4-bbl.		5.0 Litre (305 CID) V8 2-bbl.* 5.7 Litre (350 CID) V8 4-bbl. 6.6 Litre (400 CID) V8 4-bbl.*	
Steering		Std. Manual		Power	
		Avail. Power		—	
Transmissions		Std. 3-Speed		3-Speed	
		Avail. 4-Speed, Automatic		4-Speed, Automatic	
Tires, Ply Rating		Std. 78-15B (4 PR)		H78-15B (4 PR)	
		Max. 7.00-15C (6 PR)		10-15B (4 PR)	
Break-Over Ramp Angle		Front —		23°	
		Rear —		32°	
				24°	

\* Not available in the State of California.

\*\* Available with RPO F60, H.D. springs only.

† Economy ratio.

### A WORD ABOUT COMPONENTS, OPTIONAL EQUIPMENT, ASSEMBLY AND AVAILABILITY OF THESE GMCs

These GMCs incorporate thousands of different components produced by various divisions of General Motors and by various suppliers to General Motors. From time to time during the manufacturing process it may be necessary in order to meet public demand for particular vehicles or equipment or to meet federally mandated emissions, safety and fuel economy requirements or for other reasons to produce these products with different components or differently sourced components than initially scheduled. All such components have been approved for use in these products.

With respect to factory-installed extra cost optional equipment make certain you specify the type of equipment you desire on your vehicle when ordering it from your

dealer. Some options may be unavailable when your vehicle is built. Your dealer receives advice regarding current availability of options. You may ask the dealer for this information. GM also requests the dealer to advise you if an option you ordered is unavailable. We suggest you verify that your vehicle includes the optional equipment you ordered or, if there are changes, that they are acceptable to you.

The GMC Jimmy described in this brochure (Series C-1500 and K-1500) is assembled at facilities of General Motors Corporation operated by Chevrolet Motor Division or GM Assembly Division. This vehicle is also available from Chevrolet dealers under the name Chevy Blazer (Series C10 and K10).